

# A Second Chance—Raptor Rehabilitation

By Stephen R. Rapp • St. Louis, Missouri

In recent decades a public awareness has developed concerning the plight of birds of prey, also known as raptors. Indiscriminate shooting and trapping, collisions with automobiles, barbed wire fences, power lines, and other man-made structures as well as loss of habitat and pesticide poisoning have contributed to the decline of many raptor species. Unless measures are instituted to halt the decline of not only raptors but all endangered species, it is very possible that in our lifetime we could see the disappearance of many species from the face of the earth. Long range solutions, including environmental education of the public, wise land usage, and reduction in the use of pesticides are necessary although we must also design management programs to deal with immediate problems facing those species presently in danger of extinction. The peregrine falcon was brought back from near extinction in North America through the intensive efforts of raptor biologists. Must we wait until such a perilous point is reached with other species before instituting management programs to preserve them?

## R.R.P.P., Inc.

In Missouri, the red shouldered hawk (*Buteo lineatus*), the Cooper's hawk (*Accipiter cooperii*), the sharp-shinned hawk (*Accipiter striatus*), the marsh hawk (*Circus cyaneus*), the peregrine falcon (*Falco peregrinus*), the bald eagle (*Haliaeetus leucocephalus*), the osprey (*Pandion haliaetus*), and the barn owl (*Tyto alba*) are all listed as endangered species by the Missouri Department of Conservation.

In an effort to preserve these magnificent but dwindling creatures, the author assisted Walter C. Crawford, Jr., in establishing the Raptor Rehabilitation and Propagation Project Inc., (R.R.P.P., Inc.). The R.R.P.P., Inc. is located at Washington University's Tyson Research Center near Eureka, Missouri, approximately fifteen miles west of St. Louis. Originally established to rehabilitate injured raptors, the project has since expanded to include captive propagation of endangered raptor species, research and education. The R.R.P.P., Inc. is a non-profit, tax exempt organization relying solely on contributions from interested individuals, groups, and corporations for support. Funding is also received from university and governmental sources in the form of research grants to support specialized research projects. A notable aspect of the

R.R.P.P., Inc. is that all personnel, including the director, are volunteers, receiving no salary for their work.

## Facilities

Through various generous financial support of local corporations, individuals, and the Missouri Department of Conservation, the project has designed and built facilities to house raptors undergoing rehabilitation, for research programs and for captive propagation. Rehabilitation facilities include a surgery and post-operative care area as well as several outdoor enclosures to house recovering and permanently injured, unreleasable birds. Additional facilities house incubators and hand rearing equipment as well as a *Coturnix* quail colony. The Missouri Department of Conservation had financed three facilities used for captive propagation. These are multi-chambered buildings that allow breeding pairs to be housed and maintained under conditions that are conducive to successful propagation. At the present time these are being used for the captive propagation of barn owls. Two of the buildings consist of chambers with one-way viewing glass that allows project members to conduct detailed behavioral observations. Additional facilities house breeding pairs of golden eagles (*Aquila crysaetos*), red shouldered hawks, Cooper hawks, marsh hawks and sharp-shinned hawks as well as American kestrels (*Falco sparverius*).


## Rehabilitation

The R.R.P.P., Inc. has treated 318 injured raptors that were brought to us by local park rangers, concerned individuals, state and federal wildlife agents over the past three years. Our initial action upon receiving an injured bird is to stabilize its condition and then institute reparative measures. If a broken bone is suspected, radiographs are taken. With the assistance of local veterinarians, the injury is treated and the bird is housed in indoor facilities until its condition has stabilized. Once stable, the bird is moved to outdoor facilities where it is housed until its wounds are completely healed. When recovered, the bird is allowed to exercise in the outdoor facilities and ultimately, is released back into the wild. In an effort to document the success of the rehabilitated birds, the project is currently seeking funding to obtain transmitters that will allow us to track them after their release.

In 1979, we developed a prosthetic limb for use on golden eagles that have suffered the loss of a foot due to a steel



THE  
FEED  
BAG



BUY • SELL • TRADE  
BIRDS  
BIRD SUPPLIES  
AND EQUIPMENT  
SEED, FEED

Halfmoons  
Cockatiels  
Lovebirds  
Parrakeets  
White Headed Nuns  
Green Singers  
Golden Breasted Waxbills  
Cordon Bleu  
AND MANY OTHER TYPES  
OF FINCHES  
AND HOOKBILLS



18247 East Valley Blvd.  
(at Yorbita Rd.)  
La Puente, CA. 91744  
213/964-8473

trap or gunshot injury. While not a functioning limb, this prosthetic device allows the bird to perch naturally, to support its weight on both legs rather than one. This reduces the chances of a foot problem such as bumblefoot occurring on the remaining limb since, without the prosthesis, the bird would have to rely on only one limb to support all its weight. A bird with this device could never be released; however, it could lead a much less stressed, hopefully reproductive life in captivity.

#### Propagation

Occasionally, a bird will suffer an injury requiring amputation of a foot or wing, or suffer permanent, restricted use of such a limb and thus cannot be released. As an alternative to euthanasia, we began utilizing many of these birds for our captive propagation program. Through the release of captive-bred offspring, these crippled birds are still contributing to the maintenance of their species. In addition to crippled, unreleasable birds, raptors from zoos, nature centers and government research facilities are also used for captive breeding programs. In particular, five pairs of barn owls from Patuxent Wildlife Research Center in Laurel, Maryland, form the core of our barn owl breeding colony, which currently consists of 10 breeding pairs. Our goal is to establish large scale breeding programs with those raptors that are classified as endangered species in Missouri and on which not much captive work has been done. Several institutions are working with well known raptor species such as the peregrine falcon and the bald eagle; however, there are very few working with lesser known species such as the Cooper's hawk, sharp-shinned hawk, red shouldered hawk, marsh hawk and the barn owl. These five species form the core of the R.R.P.P., Inc.'s captive propagation program.

The initial step in any captive propagation program is the pairing up of prospective mates in a facility that is conducive to breeding. Since the sexual dimorphism in size between males and females among most raptor species is not a reliable indicator of sex, our breeding pairs are accurately sexed using an otoscope or laparoscope for internal visualization of the gonads. This is a safe and commonly used technique to accurately sex birds.

Breeding chambers are made of solid wood construction with a large four by eight window in the rear wall of each chamber along with a smaller one foot by eight foot window near the ceiling in the front of the chamber for ventilation.

One half inch metal conduit placed on one inch centers serves as a barrier in these windows. In all breeding chambers the large rear window faces a wooded hillside. This design insures that the birds will be free of visual and most auditory disturbances that may interfere in their reproductive cycle. Through the use of proper nest structures, perches and diet, we hope to stimulate natural behaviors that will lead to the ultimate goal of reproduction.

As a stimulant to breeding we have found live *Coturnix* quail, commonly used in laboratory research, to be indispensable for several reasons. During initial pair bonding, many raptors will behave instinctively aggressive towards one another in such a way that pair bonding may not occur. However, by feeding live quail, this potential motivation to be aggressive towards one another can be channeled into pursuit, capture and feeding on a live food source. Once lower levels of aggression are reached between a pair of birds, natural behavior patterns conducive to formation of pair bonding such as presentation of food by one bird to another, mutual preening, bowing, etc. may be observed. Any breaks in this chain of behavioral events could stop the entire reproductive process. By feeding live food to stimulate and simulate natural behaviors, these links in reproductive behavior are maintained, thus increasing the chances for successful reproduction.

To date, we have been successful in raising two endangered species, the Cooper's hawk and barn owl as well as American kestrels (*Falco sparverius*), screech owls (*Otus asio*), red tailed hawks (*Buteo jamaicensis*), and Harris's hawks (*Parabuteo unicinctus*).

In 1981, the project's colony of seven pairs of barn owls produced 66 young. As of July 1, 1982, 52 barn owls have been raised with many pairs still on eggs. This is in dramatic contrast to barn owls productivity in the wild during this period. In 1981, the Missouri Department of Conservation reported only one active wild barn owl nest throughout the state of Missouri. In 1982, no observed nestings occurred. Data collected in 1978, 1979 and 1980 showed four, two, and two active barn owl's nests, respectively, during these years. Unfortunately, this poor barn owl reproductive performance has not been limited only to Missouri, but is common throughout the midwestern states. Illinois, Iowa, Wisconsin and other states have reported similar low barn owl productivity. It became clear that our task was to maximize the number of barn owls raised in







**VITAMIN SUPPLEMENT-CONDITIONER FOR BIRDS**

- HIGH POTENCY MULTIVITAMIN SUPPLEMENT
- CONTAINS ALL ESSENTIAL VITAMINS PLUS IRON
- AIDS GROWTH AND HEALTH

**LE RÉGÉNÉRATEUR ET SUPPLÉMENT VITAMINIQUE POUR OISEAUX**

- UN SUPPLÉMENT COMPOSÉ DE VITAMINES ESSENTIELLES
- ENRICHÉ DE FER
- UN EMPLOI RÉGULIER FOURNIRA AUX OISEAUX LES VITAMINES ET LE FER NÉCESSAIRE À UNE CROISSANCE SAINTE



Net Content 30 ml / Contenu Net 1.0 oz

A high potency multivitamin diet supplement for all cage birds. Regular use will ensure that all essential nutritional requirements during a bird's lifespan are fully met. Hagen Vitamin Supplement Conditioner contains among other ingredients **VITAMIN A** to promote health of plumage and skin. Also to aid resistance to disease. **VITAMIN D** promotes strong bone formation in young and nesting birds. **VITAMIN D & A** promotes quick moult and restoration of plumage. **VITAMIN B** is required for health and growth of the nervous systems. **VITAMIN C** is vitally required for resistance to infections and disease. **VITAMIN E** for mating birds and the prevention of infertility **IRON** to prevent anemia and increase the synthesis of hemoglobin.



AVAILABLE FROM YOUR LOCAL PET SHOP

DISTRIBUTED BY  
ROLF C. HAGEN (USA) CORP.  
MANSFIELD, MA 02048

CANADA  
ROLF C. HAGEN INC.  
MONTREAL QUE H4R 1E8

Wickett & Sons,

Exotic Birds

1180 N. 2nd  
Jefferson, OR  
97352



**Wholesale Only**

Parrots Macaws

Conures Finches

Cockatoos

Cockatiels

Parakeets

Tame Birds

Sexed Pairs

Call or write for  
current prices

**(503)327-2261**

Never before has such a comprehensive  
encyclopedia been offered,  
both for the specialist  
and hobbyist.

YOUR LIBRARY IS NOT COMPLETE  
WITHOUT THIS BOOK.

## FINCHES and SOFT-BILLED BIRDS

(revised edition)

by Henry J. Bates and Robert L. Busenbark



**\$16.95**

Order Your Copy Now From

PALOS VERDES BIRD FARM INC.  
P.O. Box 1305, Torrance, CA. 90505  
Include \$1.50 postage and handling  
Calif. residents add 6% sales tax.

captivity so that we could begin serious, large scale reintroduction efforts.

### Artificial Incubation and Handrearing

Towards this goal we began a program of double clutching our breeding pairs of barn owls. The clutch of eggs, numbering between five and eight, are removed seven days after the last egg of the clutch is laid. Once removed, the eggs are then incubated in a Roll-X (Marsh Farms) incubator until hatched. During incubation, the incubator is maintained at 98.5 degrees dry bulb thermometer and at 83 degrees wet bulb or 48% relative humidity. Raptor eggs should lose approximately fifteen-seventeen percent of their weight via water evaporation through the eggshell during incubation period. To monitor this, the egg should be weighed just prior to placement in the incubator and a fifteen-seventeen percent weight loss curve calculated. By weighing the egg every three days its progress can be followed by comparing the weight to the fifteen-seventeen percent weight loss curve previously drawn. If the eggs are too heavy during the incubation period, indicating excessive humidity, the humidity in the incubator should be decreased. If the eggs are too light, the humidity must be increased. The proper moisture content of the egg is critical to the successful hatching of the chick.

Once hatched, the chicks are fed a diet of ground up whole mice and rats, minus tails and skin, which is then dipped in a solution of Plex-Sol C (Vet-A-Mix, Shenandoah, Iowa) and water before feeding. As the young barn owls mature, casting material, hair and bones are included in the diet. Once the birds are feathered out, they are moved to large chambers that will allow them to exercise. It is during this stage that they are introduced to live food, quail and mice, to prepare them for release. Once we have determined that the birds are killing prey on their own, they are ready to be released.

### Release

One or several pairs of captively raised barn owls are placed inside an enclosed barn or other type of man-made structure at the release site. While kept from escaping in this facility, the birds are fed first dead, then live food. This gives them time to further perfect their flying and prey capturing ability in a situation where we can monitor their progress. Periodic checking of castings in the barns will tell us if the young owls have caught any wild prey by examining the composition of bones in the casting. Bones, primarily skulls, of domestic mice are easily discernible from those of wild rodents. When we feel the birds are

ready to be released, a door or window is opened so the owls can come and go as they please.

During this time of initial freedom, we continue to provide a source of food at the release site so the birds can return to eat if they are unsuccessful in their early hunting attempts. Ideally, a pair of birds will remain in the vicinity of the release site and establish their own nesting territory. To encourage this, we choose release sites that will provide adequate nesting sites and prey availability. In some instances, artificial nesting boxes are added if adequate nesting sites are not present. Working together with state conservation officials as well as concerned individuals, the project has succeeded in placing 66 barn owls throughout the state of Missouri in the past year. To date, three barn owls have been fitted with radio transmitters which allow us to monitor their movements upon release. Owls with transmitters are initially tracked with either a helicopter or fixed wing aircraft followed by a ground search with an automobile to verify the location of the birds.

In addition to barn owls, in 1981 we were successful in raising three Cooper's hawks. In 1982, one pair of Cooper's hawks laid two clutches of eggs, producing one chick from the second clutch. Unfortunately, this chick died at five days of age. Also, in the past breeding season of 1982, one pair of sharp-shinned hawks laid a clutch of five eggs. This was the first time that any of the project's breeding pairs of sharp-shinned hawks have laid eggs. Unfortunately, this inexperienced breeding pair constructed a very poorly built nest that caused the eggs to slip down deep inside the nest structure itself such that the female could not incubate them. Although fertile, the embryos died before hatching. Sharp-shinned and Cooper's hawks, members of the *Accipiter* genus, are very secretive, forest dwelling birds that are notoriously difficult to maintain in captivity. In addition, many of these are permanently crippled making captive propagation a much more difficult task. These two factors, while difficult to overcome, will make any success in the future with these two species that much more gratifying.

Our colony of red shouldered hawks has produced many eggs over the past three years; however, none have been fertile. To our knowledge this species has never been bred in captivity in North America. In fact, the R.R.P.P., Inc. has possibly the largest captive population in the United States. As with any avian propagation program, it takes time for a

breeding pair to become adjusted to one another to a point where reproductive activity can occur. Since egg production has been substantial, the project feels that there is an excellent chance to raise red shouldered hawks in the near future. "Julie" and "Bill"

A particularly interesting pair of birds in the propagation program is one pair of golden eagles. "Julie," an eight-year old female, is permanently crippled due to a gunshot wound to the right wing. The male, "Bill," is thirty-eight years old and perhaps the oldest golden eagle in captivity. "Bill" was found as a downy chick, injured after a forest fire. "Bill" spent the first thirty-five years in his life in a small zoo on the campus of Principia College in Elmhurst, Illinois. In 1979, the college agreed to place "Bill" on a breeding loan to the project. Due to his age and the fact that he had spent all of his life isolated from other eagles, we were uncertain whether any successful breeding would occur.

The first two seasons "Julie" and "Bill" were together only low levels of reproductive activity occurred. Short bouts of nest building by "Julie," and mutual preening and calling were observed on a few occasions. However, one interesting behavior that provided some hope was that during the breeding season, from mid-January to mid-March, "Bill" was very aggressive to individuals that approached his enclosure. He would even go as far as to try to attack someone through the wire of his enclosure. At times, feeding was difficult because "Bill" would challenge the person who was feeding. The fact that "Bill" became aggressive and protective of his "territory" during the breeding season was a behavioral sign to us that, despite his age, he might still be in reproductive condition. This past breeding season brought more involved courtship displays, vocalizations, mutual preening, and persistent nest building by "Julie." In April, 1982, "Julie" was observed sitting in the nest in an incubating posture. To the project's delight, she was incubating two eggs, her first clutch. After forty days had passed without any hatchings, we removed the eggs and found them to be infertile. Although disappointed that the eggs were not fertile, there was the encouragement that she at least did lay two eggs. "Bill's" age and "Julie's" injury are both factors that make successful breeding of this pair a difficult task. However, with the two eggs laid this past season, the project has high hopes for the next breeding season.

#### Research

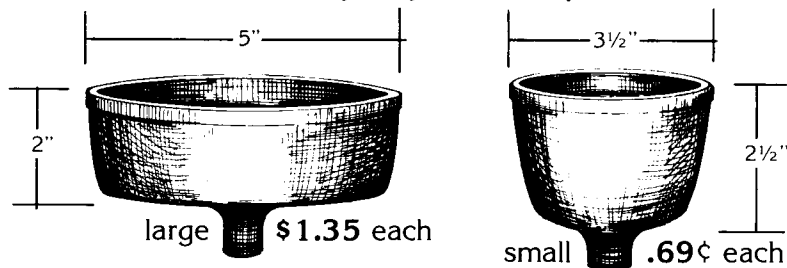
Research projects both in the lab and

## Parrot Cups

Thicker and stronger  
than any other cup available.

Threaded for standard bolts.

Made of heavy duty non-toxic plastic.



Write for

WHOLESALE ONLY

**FREE SAMPLES** include your business resale number

DEALER INQUIRIES WELCOME!

All orders shipped U.P.S. freight collect.

Minimum order: 50 cups of one size.

**JCE** 31470 Dunlap Blvd.  
Yucaipa, California 92399

## L&M Bird Bands

P.O. Box 2943 • San Bernardino, CA 92406

Closed month of July for vacation



**COLORED ALUMINUM COCKATIEL or LOVE BIRD BANDS** black, blue, gold, green, orange, red, silver and violet. Please give the following information: Cockatiel or Love Bird bands, Initials wanted (up to three), Consecutive numbers wanted, Open or Closed, Color & Year. (Next year's bands will not be released until Dec. 26th.) All Cockatiel & Love Bird bands are 15¢ each. Minimum order 25 bands each size.

**EXOTIC ALUMINUM BANDS** (Homing Pigeon Size 17/64" ID) Same colors as listed above. Please give same information as above. Exotic bands are 18¢ each. Minimum order 25 bands.

**LARGE CLOSED SILVER ALUMINUM PARROT BANDS** 3/8", 7/16", 1/2", 5/8" and 3/4" I.D. Bands are 11/64" high. All sizes 50¢ each. Minimum order 10 bands each size. Please give the following information: Size, Initials wanted (up to three), Consecutive numbers and year (silver only).

**CALIF. OFFICIAL CODED & REGISTERED closed PARAKEET LEG BANDS.** Price includes 6% Sales Tax & State Health Band Fee. 25 Bands \$3.65; 50 Bands \$6.90; 100 Bands \$100.80.

**PLASTIC BANDS** 7 sizes, 10 colors: black, lt. blue, dark blue, lt. green, dark green, orange, orchid, yellow, red and pink. Please indicate type of bird bands are for & color wanted. 10 bands to a string (same color) 80¢ each string; 10 strings \$7.50; 20 strings \$14.00.

**BIRD LEG BAND CUTTERS** Need to take a band off your bird's leg? Light weight cutters that really work! Easy to use, \$5.95 post paid.

**BIRD NETS** for the aviculturist. Made for plenty of abuse. 100% nylon netting. 18" hard wood handle, 10" tempered aluminum hoop, 20" bag depth or small canary nets 12" handle, 8" diameter hoop, \$5.50 each post paid.

**PLASTIC HAND FEEDERS** Pays for itself many times over. Save the abandoned young or help the slow feeders. 10cc feeder \$2.35; two for \$4.25; five for \$8.90.

Please add 50¢ on all orders under \$5.00. Calif. residents please include sales tax.

# Magnolia Bird Farm



Owner  
Frank Miser

## We Buy Birds We Ship Birds

COMPLETE BIRD SUPPLIES  
(714) 527-3387

Open 9 to 6 Closed Sun., Mon., Holidays  
8990 Cerritos Ave.  
Anaheim, Ca. 92804

## ALUMINUM I.D. BIRD BANDS



Available Now  
from Europe

**OPEN • COLORED**  
Used to Identify Families or Splits

	Inside Metric Meas.		Numbered	Price
A	2.5 mm	Finches	1 - 20	6c ea.
B	3 mm	Canaries	1 - 20	7c ea.
C	4 mm	Parakeets	1 - 20	8c ea.
D	6 mm	Cockatiels & Lovebirds	1 - 10	10c ea.
available in: Purple Red, Black, Silver, Gold, Lime, Green, Blue				
E	8 mm	Game Birds	1 - 10	12c ea.
F	10 mm	Pheasant (small)	1 - 10	12c ea.
G	12 mm	Pheasant (large)	1 - 10	13c ea.
available in: Green, Red, Silver, Blue, Lime				

minimum order  
**\$5.00** +.75c postage & handling  
Calif. add 6% tax.

**(714) 826-5248**




*Bird Band  
International*

10441 Barbara Ann - dept. W  
Cypress, CA 92630



A rehabilitated osprey is readied for release by Raptor Rehabilitation and Propagation Project Inc. personnel.

Photo by Stephen R. Rapp



3 Cooper's hawk chicks raised in 1981.

Photo by Patricia Gillett

6 juvenile barn owls in their nest box.

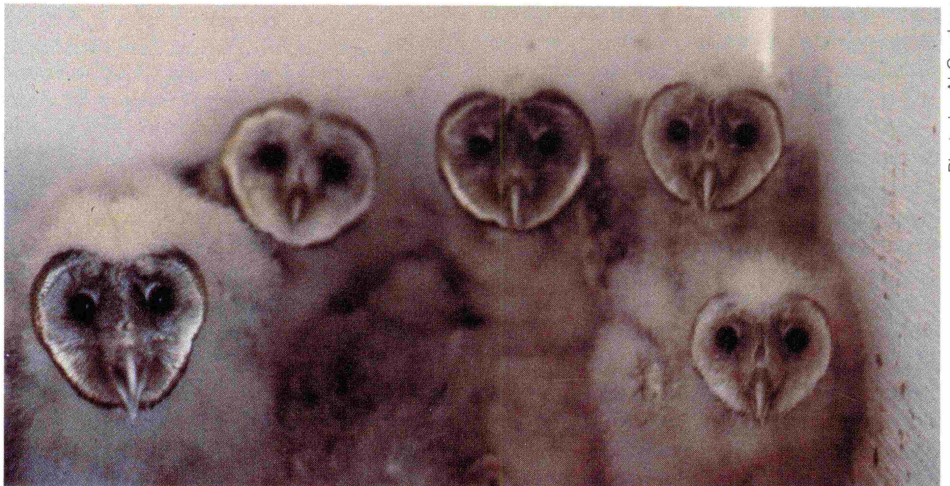


Photo by Al Gardner

Photo courtesy of Missouri Department of Conservation



Adult barn owl with its favorite prey, a field mouse.

An adult female golden eagle, a gunshot victim, utilizing a prosthetic limb designed by the Raptor Rehabilitation and Propagation Project Inc.




Photo by Walter C. Crawford, Jr.

in the field are an important part of the ongoing work at the R.R.P.P., Inc. In the field, the project participates in the yearly Bald Eagle census organized by Dr. Thomas Dunstan of Western Illinois University. From December to March, a weekly aerial survey is conducted along the Mississippi River from St. Louis, Missouri to a point approximately one hundred miles north on the Mississippi River. During the survey the location and age, mature or immature, of each bald eagle sighted, is recorded. This data, when pooled with data collected by other survey teams, allows researchers to accurately monitor the bald eagle population in the United States. In the lab, a grant has provided funding to study the effect of environmental changes, diet, and reproductive condition on heart and respiration rates of captive raptors. This involves the use of sophisticated bio-telemetry equipment that allows us to monitor these physiological changes while the bird is in its enclosure, unstressed by any physical restraint. Electrodes are attached to the keel of the bird and connected to a small transmitter on the bird's back. Data is transmitted to a strip chart recorder where it is collected several times a day. It is hoped that ultimately these bio-telemetry devices will be placed on birds in the wild, in particularly, bald eagles.

#### Public Education

The R.R.P.P., Inc.'s Raptor Management Programs are augmented by a very aggressive public education program. In 1981 alone, the R.R.P.P., Inc. met with over 10,000 individuals in schools, scout groups and civic organizations to provide programs illustrating the problems facing raptors and the necessity of their preservation. Slides, visual aids and live birds are utilized as we discuss the natural history of North American raptors, work by the R.R.P.P., Inc. to preserve them, and ideas for projects that an individual can do to be active in wildlife conservation. The program is aimed at educating the public in the value of wise land use, habitat conservation and the role of predators in the food chain. Without cooperation between groups such as the R.R.P.P., Inc., state and federal wildlife agencies, and the general public, the future of many endangered species is a dubious one. Endangered means there is still time, extinct is forever.

If you would like more information about the Raptor Rehabilitation and Propagation Project, Inc., please write or call the following: (314) 938-6193 R.R.P.P., Inc. ■ Tyson Research Center P.O. Box 193 ■ Eureka, MO 63025 ●

## Negative Ions For Healthier Birds



Vital negative ions abound in the natural habitat, constantly replenished by the earth's electric and geomagnetic forces. This is, to a great extent, responsible for the removal of airborne pollutants, retardation of bacterial growth, and enhancement of the healthful quality of the air. Energized oxygen molecules and free electrons are an integral part of fresh country air.

Man-made enclosures serve to act as a shield against these forces, preventing this natural interaction from taking place and depleting the air of vitalizing negative ions. It is all but impossible to maintain a natural, healthful electrical balance in the enclosure or cage atmosphere without the use of a negative ion generating system.

ENERGEN restores nature's delicate environmental electrical balance in cages and enclosures with a highly effective, efficient environmental control system designed to continuously recycle, purify, and negatively ionize the air, maintaining a high level of oxygenation in the enclosed atmosphere — at the same time eliminating spores, pollen, dust, and markedly reducing odors.

WRITE FOR FREE INFORMATION.



Dept. W-2, Box 29259, Dallas, Tx. 75229

## AVIARY WEST Bird Nets

	<b>No. AW-36</b>	Diameter	11"
		Bag Depth	16"
		Handle	36"
	<b>No. AW-18</b>	Diameter	11"
		Bag Depth	16"
		Handle	18"
	<b>No. AW-12</b>	Diameter	8"
		Bag Depth	11"
		Handle	12"



Call or write us for pricing information.

Our nets feature 100% nylon netting, hardwood handles, and spring steel hoops.

2042 ATLANTIDA DR.  
HACIENDA HEIGHTS, CA 91745

**(213) 330-8700**