

## BIRD NETS


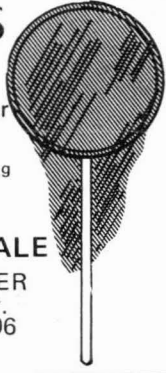
Nylon Netting  
18" Hardwood Handle  
Wire Hoop 11" Diameter

**\$3.50 each**

plus 50c postage & handling  
Write for prices and  
amount wanted

### RETAIL • WHOLESALE

RAYNOR A. FARMER  
1515 N. Mar-Les Dr.  
Santa Ana, CA. 92706  
(714) 531-1809



# Canary Calendar

by Charlotte Nierenberg  
P.O. Box 2095  
Sepulveda, CA. 91343

## Walnut Acres Aviaries

*Special Interest*  
*Australian Grass Finches*  
All birds aviary raised outdoors.


FOR SALE: Shaft Tails, Masked Grass  
Finches (1 pr), Cutthroat Finches (1 pr),  
Zebra Finches, mixed colors.

WILL BUY OR TRADE FOR:  
Cuban Melodious,  
Cuban Olivaceous Finches,

Call or Write: Jerry Jennings  
(213)

**884-5476**

1803 Pontius Ave.  
Los Angeles,  
CA. 90025



## Bernard Roer

breeder of  
Parrot-like Birds  
Finches  
Pheasants, Doves  
Waterfowl, Peafowl  
Bantams, Cranes

**602/242-2477**

6553 N. 27th Avenue  
Phoenix, Arizona 85017

### CANARY BREEDING – CHORE OR CHALLENGE? FORMULA FOR EGG FOOD CAGES FOR BREEDING



Charlotte Nierenberg

I would guess that all of us who read the Watchbird have experienced teasing, good-natured chidings or just plain amazement from some of our family and friends who do not understand our love of birds.

Similarly, canary breeders receive the same reaction from other aviculturists who do not or would not raise canaries. Admittedly, it is an easier task to feed and water finches, budgies and other species who fly outdoors and breed in boxes and natural nests. In retrospect, it just doesn't seem possible that six months have elapsed since the last breeding cage was scrubbed, scoured and stored away! Why then, considering the chores involved with canary breeding does it hold such a fascination for so many of us?

For myself, I can only conclude that if you love to do something, the work involved ceases to be labeled a chore. There is a closeness to each hen and the baby chicks that one does not experience in finch breeding, for instance. I have had tiny cordon bleus fly out of a nest that I didn't know existed! I was thrilled to see them, of course, but there is a difference in tending baby canaries that just hatch out of their shells, and watching them grow daily at close hand. Then there is the challenge of choosing the proper mate for an outstanding hen or developing an exquisite color from two parents!

After the babies have grown into beautiful young adults, there is the additional satisfaction of showing the potential winners. Not all birds can win honors but every serious bird breeder can appreciate the perfection of those that do.

After the busy Christmas season, the New Year acts as a good holiday reminder to start the canaries' conditioning program. Countless formulas have been fed to canaries throughout the years. Fortunately, canaries will tolerate and thrive on a variety of foods. A novice may well ask himself which ingredients are important to assure fertility, prevent soft-shelled eggs, egg binding and in general, build up the hen for the long breeding season ahead.

My firm conviction is that birds react to essential vitamins and minerals very much the same way humans do. If we could be certain that our birds eat everything they are supposed to, supplemental vitamins would not be necessary. However, birds have preferences and since we cannot be sure they are eating what is offered, it is wise to include several important ingredients in a dish of "goodies" they cannot resist. Although experienced breeders usually develop their own formulas and systems for breeding, I would like to offer my own for the benefit of new breeders who need some guide-

lines. I consider it an "all-purpose" mixture since it can be used for preconditioning, as a nestling food, a weaning food and a moulting food.

#### CONDITION FOOD

2 cups uncooked oatmeal  
 2 cups Gerber's Baby Cereal (dry)  
 1 cup yellow corn meal  
 ½ cup rape seed  
 1 cup Wheat Germ Meal (omitted after the first eggs are laid)  
 2 cups Petamine  
 1 cup crushed chicken eggshells (boiled and oven dried)  
 1 cup crushed Shredded Wheat

Mix well and store in a cool place or refrigerator. The dish should be removed from the hen during the 14 days of incubation (also eliminate greens during this period). It may be replaced the night before hatching is due. If the cocks are quartered separately before breeding actually commences, they should receive a lesser amount in a treat cup once or twice a week.

To make certain that extra essential minerals are consumed (to prevent soft shelled eggs), I crush cuttlebone with a sprinkle of coarse salt and add these ingredients to a dish of gravel.

#### FORMULA FOR EGG FOOD

I'd like to share an egg food mixture that can be prepared a week in advance and stored in the freezer until ready for use.


#### Dry Ingredients

15 Arrowroot baby biscuits (crushed)  
 2 cups bread crumbs  
 4 cups Gerber's Instant Baby Cereal  
 12 tablespoons dry, powdered milk  
 4 tablespoons unflavored gelatin  
 2 tablespoons Vionate (a powdered vitamin)

Mix above ingredients well.

Hardboil (about 20 minutes) enough eggs for a week's supply, put through a sieve and mix with dry ingredients (about half and half proportions depending upon the moisture in the eggs). Spoon into small plastic containers (enough for a day's supply in each). Each night, remove one container from the freezer and place in the refrigerator section for use the following day.

#### CAGES FOR BREEDING



I believe it is wise for the novice to breed on a pair-to-pair basis until he gains enough experience to cope with the complexities of using one male for several hens. After a season or two he will know which hens will feed reliably and which cocks are the "eager breeders."

For individual pairs, the pictured "double breeder" serves amply for a family of canaries. It is equipped with four entry doors on two levels, a vertically-wired divider which can be used for separating the adults when necessary and

eventually the babies for weaning purposes.

Another "non-frill" cage that has proven very useful is a table-top flight cage that can be purchased commercially. It is made of ½" x 1" welded wire, measures 36" or 48" wide, 18" deep and 18" high. It comes equipped with a wire bottom (tray beneath) and requires the addition of just two perches on either end. A stack of newspapers below each perch will keep the cage clean from droppings when the top pieces are removed. The center of the cage may be used for placing dishes of food and gravel. If the breeder works during the day, there is no concern about the chicks eating scattered, spoiled egg food since the excess will fall to the tray below. The youngsters gain wing strength by flying back and forth in this wide span. Two such cages can be stacked satisfactorily if necessary.

For additional ideas for breeding and flight cages, please refer to my Watch-bird article dated June/July, 1976.

## CLASSIFIED ADS

**CLASSIFIED RATES** — \$3.00 minimum charge for 4 lines of type (average 7 words per line). Additional charge of 9¢ per word for ad running over 28 words. (28 words to include name, address and phone.) All copy to be **RECEIVED BY 15th** day of month preceding publication.

**FOR SALE:** 1 pr canary wing parakeets. \$80.00. 1 pr Indian Ringneck. \$125.00. Mary Johnson, 12316 Stanwood Dr., Los Angeles, CA. 90066. (213) 391-3664.

**FOR SALE:** 2 pair Golden Mantled Rosellas. \$295.00 per pair. Jerry Jennings, 1803 Pontius Ave., L.A., CA. (213) 884-5476 evenings.

**WANTED:** Additional breeding stock of miniature dove, quail and exotic finches. Will trade or purchase. Call or write: Frank J. Kozeluh, 6171 Amarillo, La Mesa, CA. 92041. Phone (714) 469-4724.

**FOR SALE:** TWO FINE BOOKLETS to help with care and training of Cage Birds. "Raising Parakeets for Pleasure and Profit". "Raising Canaries for Pleasure and Profit". \$3.00 each — or both for \$5.00. Mrs. A.D. Myers, 6076 — 82nd Terrace, Pinellas Park, Florida 33565.

Available Now — **ABYSSINIAN LOVEBIRDS**, \$200.00 a pair. Call Lee Horton, after 6 pm. (714) 727-1486.

**SILVER BUTTON QUAIL** available. Call Max or Ginger at the Feather Farm. (213) 988-9399.

**LIVE MEAL WORMS** encourage breeding, provide natural vitamin-packed nutrients for growth and development. Fun to hand feed for taming! Wholesale to Club Members: 5000 @ \$9.25; 10,000 @ 17.50, 20,000 @ 32.00. Handy cups of 500 in bran only \$15.60 per dozen. **SO POOL YOUR ORDERS!** Call tonight (714) 298-5678 until 7 p.m. Olympic Meal Worms, Dept. A.F.A., Box 2500, La Jolla, CA. 92038.

**FOR SALE:** Welded Wire ½" x 1", 4' x 100'. Also available in ½" x 1", 4' x 100' roll. Wholesale price. Jerry Jennings, 1803 Pontius Ave., L.A., CA. (213) 884-5476 evenings.

**FOR SALE:** Normal cockatiels. \$30.00/ea. Jerry Jennings, 1803 Pontius Ave., L.A. CA. (213) 884-5476 evenings.

**FOR SALE:** Mutation Peach Faced Lovebirds — blue, cherry head, silver, pied, splits, and double splits. Sheldon Dingle (213) 964-4219 or (213) 333-2929.

**FOR SALE:** 9 pairs (proven breeders) Red-headed Lady Goulds — \$125.00 per pair. 1 pair (breeders) Black-headed Lady Gouldians — \$135.00. 1 extra Black-headed hen — \$70.00, or entire flock for \$1200.00. Sol Spritzer (213) 650-1286.

**WANTED:** Highest prices paid for all types and quantities of birds for resale. Adams Bird Shop. 486-7009. 395 E. 200, Cleveland, Ohio 44119.

**FOR SALE:** One albino (pink-eyed white) Indian Ringnecked Parakeet. 1976 Hatch. Sex unknown. Fewer than ten known to exist world wide. \$5000.00 F.O.B. Los Angeles. Cash or certified check in advance of shipment or through acceptable third party. Janet Bourgeois (714) 689-0693

**FOR SALE:** Fischer's Love Birds. 2 pairs plus extra hen. \$80.00 per pair, \$40.00 for hen. Black-cheeked Waxbills, \$125.00 a pair. Jerry Jennings, 1803 Pontius Ave., L.A., CA. (213) 884-5476 evenings.

**FOR SALE:** 1 male Bourke \$70.00. Jerry Jennings, 1803 Pontius Ave., L.A., CA. (213) 884-5476 evenings.

**WANTED:** Bird lovers interested in a unique new store selling birds and bird supplies. **BIRDLAND.** 6066½ University Ave., San Diego, CA. 92115. (714) 583-2940.