



Over 3000 birds—exceptionally tame, talking, talented birds

HANDFEEDING:

Baby Napes, Military macaws, Yellow heads, Red heads, Bare eyed cockatoos

PROVEN PAIRS:

Yellow napes, Double yellows, Military macaws, Tucuman Amazons, Crimson wings

Wrought iron cages, 1' - 7' tall

(314) 334-8924 day

(314) 334-4969 eve

218 William

Cape Girardeau, MO 63701

Lady Gouldian Finches

WHITE-BREADED
NORMAL COLORS



Herschei Frey

1170 Firwood Dr.
Pittsburgh, PA. 15243
(412) 561-7194

Krish's Aviary

17971 Sun Knoll Drive
Yorba Linda, California 92686

(714) 961-1971 or 681-6097

COCKATIEIS

Babies, Yearlings, Breeders
Normals

Lutinios

Pieds

Cinnamons

Pearls

Splits

FINCHES

- Zebras
- Societies
- Gouldians
- Rares



LOVEBIRDS

• Peachface & Mutations

• Fishers

• Blue Masks

• Black Masks

**SHIPPED ANYWHERE
IN THE UNITED STATES
From L.A. International**

GUARANTEED QUALITY

**BUDGIES CANARIES
INDIAN RINGNECKS
GOLDEN MANTLE ROSELLAS**

Visitors Welcome
By Prior Appointment Only



DEPARTMENT of the INTERIOR
news release

FISH AND WILDLIFE SERVICE

**Build A Bird Feeder
For About A Buck;**

**Household Trash
Can Be Turned Into
Winter Feeding Stations**

Americans spend over \$54 million each year on backyard birdfeeding stations and more than \$500 million on bird seed.

Now the Fish and Wildlife Service has a way for you to build your own winter feeding station for next to nothing.

In fact, the Interior Department agency's two new novel birdfeeding designs can help make a big dent in your load of trash, as well as supply you with quick and easy crafts ideas for school-children.

Where the price of many commercial bird feeders often start at \$10, these two designs can be built for about a dollar, depending upon the household materials and simple tools you might already have at hand. Both feeders can be built in about an hour.

The first, a sunflower feeder, will draw chickadees, nuthatches, cardinals, and other winter residents, according to Fish and Wildlife biologists Alex Knight and Willard M. Spaulding, Jr., who created the designs. The other, a smaller, thistle seed feeder, is popular with goldfinches, wild canaries, pine siskins, and redpolls.

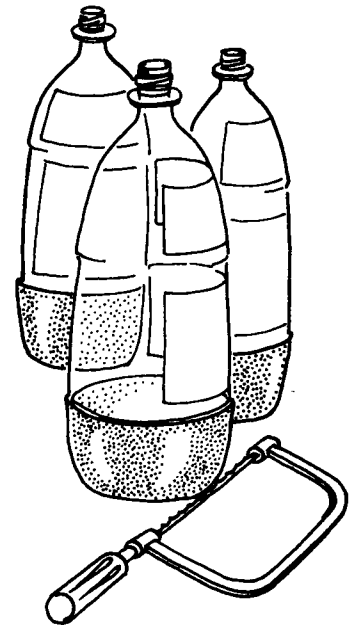
"A person doesn't have to be rich to enjoy the wealth of America's wildlife," says Fish and Wildlife Service Director Robert A. Jantzen. "With a little ingenuity, anyone can bring wildlife to the back doorstep, opening a whole new world for adults as well as children. These two birdfeeders provide a window on that world that's quick and inexpensive. It even helps solve the dilemma of what to do with those throwaway bottles."

Directions for each feeder follow, illustrated with step-by-step instructions on pages 16 and 17.

Sunflower Seed Feeder

Materials needed: Three 2-liter plastic soft-drink bottles, a 7-inch dessert topping lid, a baby food jar lid, a coping saw, a single-edged razor blade or "X-acto" knife, all-weather rubber sealant, 8 inches of wire or monofilament fishing line, a small nail or 7/16-inch bit and hand drill, a metal or wood screw.

Soak a 2-liter bottle in warm, soapy water to clean inside and remove label. Pull off the colored plastic base, but save it for use as a measuring device when cutting the feeding holes.



Step 1: Using a second 2-liter bottle, make a perpendicular cut with the coping saw at the bottle's mouth down to the point at which the neck collar begins. Make a second cut at, and slightly above, the collar perpendicular to the first cut. Discard the cut piece. Cut the remaining section of the neck and collar away from the bottle, leaving at least a 1-inch flange of plastic beneath the collar. Using a third 2-liter bottle, repeat these same steps. The two spouts that result will be used as feeding holes, with their neck pieces preventing seed spill-out.

Step 2: Cut two 1-inch circular holes across from each other in the sides of the first bottle. The top of the plastic

Continued on page 16



EXCLUSIVE DISTRIBUTOR OF TOPPER BIRD RANCH DIETS®
 (LOS ANGELES, ORANGE & VENTURA COUNTIES)

The only total nutrient seed diets available in the U.S.

Small Hookbill . Large Hookbill . Canary Total Diet
 Finch . Budgie

*****DISCOUNT BIRD SUPPLIES*****

***DECORATIVE WOOD STANDS**

PRE-FAB AVIARIES

INDIVIDUAL BREEDING CAGES

METAL FEEDERS

BIRD TOYS

***CAGES**

Steiner
 All Purpose
 Wrought Iron

***FEED**

Topper Bird Ranch Diet®
 Petamine & Budgimine
 Bulk Cuttle Bone
 Bulk Spray Millet
 Canary Song Food

***HEALTH PRODUCTS**

Vionate
 Scalex
 Kwik-Stop
 Bird Defenders
 Avivite
 Keet Life
 Bitter Apple

***WOOD PRODUCTS**

Nest Boxes
 Feeders
 Carrying Cages
 Hospital Cages
 Ladders & Swings
 Playpens

***PLANIT PLASTIC PRODUCTS**

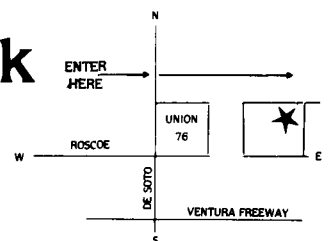
METAL NEST BOXES
 CROCKS & CROCK HOLDERS
 AVIARY WIRE
 BIRD BOOKS
 SMALL NUMBERED OPEN BANDS & TOOLS

20833½ Roscoe Ave., Canoga Park
 (Entrance on De Soto . . . Ample Parking)

OPEN WEEK-ENDS ONLY

Friday - 12:00—6:00 p.m.

Sat. & Sun. - 8:00—5:00 p.m.




(818) 340-6318

Never before has such a comprehensive encyclopedia been offered, both for the specialist and hobbyist.
YOUR LIBRARY IS NOT COMPLETE WITHOUT THIS BOOK.

PARROTS and RELATED BIRDS

(revised edition)

by Henry J. Bates and Robert L. Busenbark



\$16.95

Order Your Copy Now From
PALOS VERDES BIRD FARM INC.
 P.O. Box 1305, Torrance, CA. 90505
 Include \$1.50 postage and handling.
 California residents add 6% sales tax.
 Retail Store — 4146 West Pacific Coast Hwy,
 Torrance, CA 90505
 (across the street from Sambo's)



EXOTIC BIRDS

UNLIMITED

**3800 N. RICHMOND
 APPLETON, WI 54915**

Parrots Macaws
 Conures • Finches
 Cockatoos
 Cockatiels
 Parakeets
 Tame Birds
 Sexed Pairs

CALL OR WRITE FOR
 CURRENT PRICES

(414) 731-7779

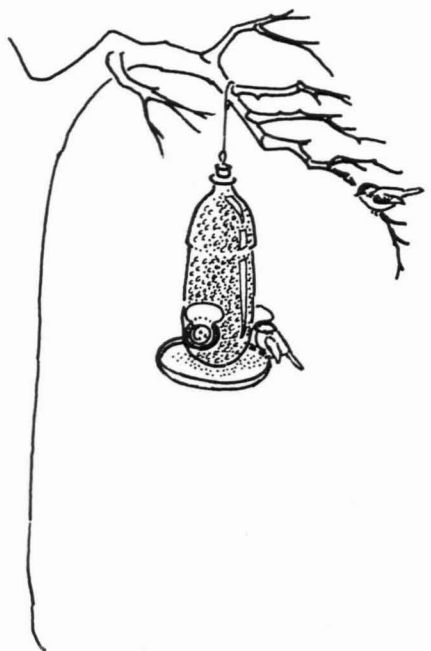
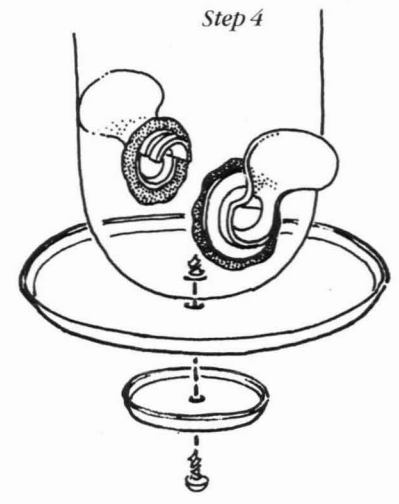
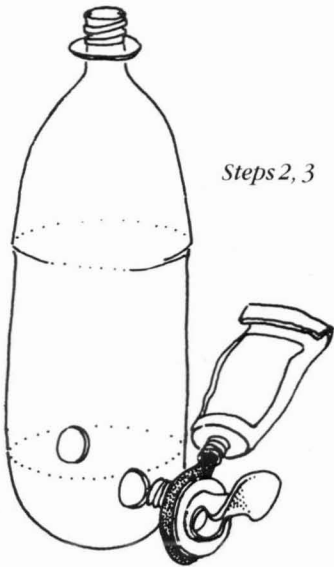
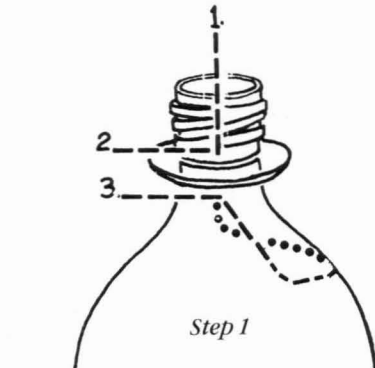
base that was removed earlier will serve as a guide — the top of each cut should be made at the same point as the top of the plastic base.

Step 3: Apply sealant around the outside of each feeding hole. Insert the spouts into the bottle, flange end outward. The collar on each spout and the sealant will form a watertight "gasket." Secure with a rubber band until dry.

Step 4: Using the drill or small nail, make small holes in the bottom of the bottle and the dessert topping and babyfood lids. Attach the two lids, with the baby food lid on the bottom, to the bottom of the bottle with the metal or wood screw. The topping lid will form the perch that the baby food lid will stabilize.

Step 5: Drill or punch two small, parallel holes in the bottle top. String wire or monofilament line through the holes and tie. Once the bottle is filled with sunflower seeds, screw the top onto the bottle.

SUNFLOWER SEED FEEDER



Thistle Seed Feeder

Materials needed: 1-liter plastic soft-drink bottle; three or four 3/16-inch wide, 5-inch long wooden dowels (straight, hardwood sticks will do); a single-edged razor blade or "X-acto" knife; 8 inches of wire or monofilament fishing line, a metal eye screw, a hand drill and small bit.

Soak the bottle in warm, soapy water to clean inside and remove label. Pull off the colored plastic base and discard.

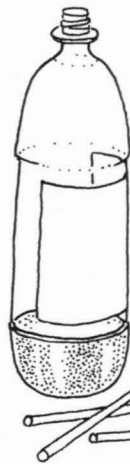
Step 1: Make small parallel cuts in each side of the bottle with the razor blade, "X-acto" knife, or hand drill. Insert the dowels as perches. Alternate the radial alignment of each perch so that all sides of the bottle can be used.

Step 2: At points about 1 inch below each dowel, make small 1/4-inch long, 1/8-inch wide incisions through the bottle for feeding holes. Don't make the cuts too large — the correct size will allow birds to pick out individual seeds yet prevent spillage. (A wood-burning needle will also make the right-sized feeding holes.)


Step 3: Bore a 7/16-inch hole in the bottom of the bottle and insert the eye screw. When suspended, the bottom becomes the top of the feeder. Affix wire or monofilament line to the eye screw and tie.

Gas line antifreeze plastic bottles provide an easy way to fill both feeders with seed. Cut a funnel from a 12-ounce bottle with a coping saw about halfway up. The necks of this funnel and both feeder bottles will mate, providing a convenient way to fill them without spillage.

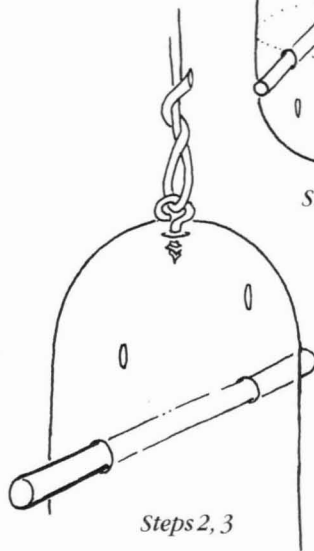
Now that you've built your bird feeders, what should you feed backyard birds? In some cases, *not* the birdseed you commonly find at the grocery store. The Fish and Wildlife Service's report, "Relative Attractiveness of Different Foods at Wild Bird Feeders," will tell you what seed mixtures draw the most sought-after species where you live. For a copy, send a check or money order for \$2.75 to the Superintendent of Documents, U.S. Government Printing Office, Washington, D.C. 20402 (specify the report by title and by stock number 024-010-00587-4). ●



THISTLE SEED FEEDER



Step 1



Steps 2, 3



FOR ALL CASES OF LOW BODY TEMPERATURE!

Safe—Durable WATER-LINED WARMERS with INCUBATOR DOME


for Pampered Pets Newborns & Convalescent DOGS, CATS, PRIMATES, BIRDS & REPTILES



(17" x 25")

Sturdy ABS Plastic.

PORTABLE CARE



(27" x 42")

with... Humidifier and Nebulizer 75° - 100° F

Thermostat Control

Send for free Brochure:

Thermocare

P.O. Drawer YY

Incline Village, NV 89450

SAFE HEAT SAVES LIVES

(702) 831-1201

BANTA'S BIRD FARM

We Offer All Types Of Birds

Finch - Keets - Cockatiels -
Conures - Amazons - Macaws
Love Birds - Lorys

- IMPORTED BIRDS
- SURGICALLY SEXED BIRDS
- DOMESTIC HANDFED BABIES
- TAME & TALKING PET BIRDS

Write or Call for Price List

21712 Vivienda Ave.
Grand Terrace, CA 92324
(714) 824-3834