

Did you know that the canary called "Dutch Frill" originated in France?


It was during the French Revolution that some French nobles escaped to Belgium and Holland.

At that time breeding of canaries was very popular in France, especially among the wealthy.


About the year 1780, an unusual canary appeared among the French breeders. This unusual canary had some of the

# Canary Culture

by Tony Bucci



Padovano




Northern Frill



Gibber Italicus



Parisian Frill



Southern Frill

feathers on its shoulders elevated, which gave the appearance of the uniform worn by the special Royal Guard called "Trumpeters", and because of this resemblance, the canary was named "Trumpeter". The noble immigrants took these canaries with them and continued to breed them in exile. When things quieted down in France and

it was safe to return, the immigrants came back to France with their "Trumpeters", but during the exile they continued to improve the original mutation from just a shoulder feather elevation to a more elaborate frilling of the feathers throughout the body. On their return to France, they did not call them "Trumpeters" any more, but "Dutch Frills", because

most of them came back from Holland.

For all that is known, none of these canaries were left in Holland. The French immigrants very jealously kept these canaries a secret. From these so called "Dutch Frills" evolved many types of frills. At the later date these frills were renamed. Here are the new and proper names: "Northern Frill", "Southern Frill" and "Parisian Frill".

The Italians developed two of their own breeds which are descendents from



WHOLESALE RETAIL

**Roy Bird Imports**

WE HAVE A USDA APPROVED QUARANTINE STATION

**BUY • SELL • SHIP**

BIRDS OF ALL KINDS

*Specializing in*

*Finches and Australian Hookbills*

CALL

(213) **341-1522** OR (213) **882-7130**

8865 Canoga Ave., #F • Canoga Park, CA. 91304

**SEED & FEEDING CORP.**

**GARDENA VALLEY SEED CO.**

Manufacturers and Importers of  
Bird Seeds, Tune-Up Mynah Pellets  
and Softbill Bird Food

*We extend our  
Best Wishes to Aviculturists*

**REQUEST OUR PRODUCTS AT YOUR  
LOCAL RETAIL STORE**

490 Alaska Avenue • Torrance, CA. 90503

the original frills. They called them "Gibber Italicus", and "Padovano". The Gibber Italicus is a modified version of the Southern frill, with its hunch back look, but smaller in size.

Padovano takes its name from the town of Padova. Conformation is similar to the Northern frill with added crest and semi-upright position.

The southern frill is a cross with the Belgian canary, and is where the southern frill gets its hunch back.

It was in 1885 that the first standard for Parisian Frill was established by SOCIETE SERINOPHILE "LA PARISIENE".

Parisian frill is the largest and in my opinion the most beautiful. The minimum standard length of the Parisian frill is seven and one half inches.

## Fledgling's Corner

by Judy Jennings



### A BIRD (NATURE) LOVER'S TERRARIUM

This project provides an artistic knick-knack that anyone can create.

Purchase

A photo cube (preferably without letters on borders).

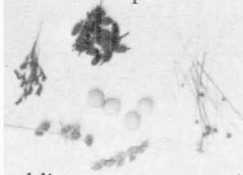
Search Out

Packing raffia, or anything similar that weaves together like nesting material (starting with green grasses, children can build wonderfully authentic looking nests).

Dried plants, flowers, etc. Anything goes (if you're desperate, florists offer these items for a price).

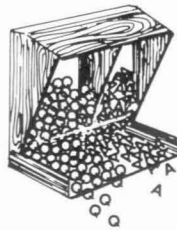

Small eggs to fit into the "mini-nest" (infertile Zebra Finch eggs work great!)

(Optional) To give color to the display, add a butterfly or realistic looking bird, perched on the dried plants or side of the nest.



Assemble, adding your own creative touch. Then glue and seal up the cube, so no one else can touch it and the display remains dust free.

A lovely gift for any friend of nature ■



## FRANK'S FEEDER

by Frank Miser

This month I will answer a number of reader questions regarding the shipping of birds by air freight. If these simple steps are followed, the birds will arrive in perfect condition.

The first, and most important step, is to pick out good healthy birds.

Secondly, the shipping boxes must be designed for the type and number of birds to be shipped. Cardboard boxes should be constructed of 225 PSI test strength material. For winter shipping, the front only should be 1/4" hardware cloth, while for summer shipping, both front and back should be 1/4" hardware cloth. Each box or compartment should contain a perch and a non-spillable water container. A 10" wide x 8" long x 8" high box is suitable for 1 to 10 budgies. A 27" wide x 13" long x 9" deep box, with center divider, is suitable for up to 50 budgies.

Third, an adequate supply of food and moisture must be provided. Spread a weeks supply of seed on the box floor. Fill the water container, and for extra protection in case of misrouting or delayed pick up, place pieces of celery, apple, and orange on the box floor. These items will provide an additional moisture source.

Fourth, the boxes must be properly labeled. Label the top and the sides of the box, "LIVE BIRDS". Label the top, "TOP". The name, address, and most important, the phone number of the consignee should be on the top of the box, as well as two sides.

Fifth, the birds must be properly handled to and from the airport. They must be transported in a heated vehicle during the winter and a cooled vehicle during the summer. Never use a delivery service. I also always request the consignee to pick up the birds at the airport.

Sixth, shipping time and shipper are important. I ship birds at night. Thus, they fly at night and are picked up in the morning. I always ship early in the week, never past Thursday, to avoid weekend layovers. Check with various airlines to determine best schedules, service, and air freight "break out" time. If more than one airline is involved, I recommend REA air express.

Remember, if the birds are in good condition, then packed and shipped correctly, you will have no problems. Most problems are caused by the SHIPPER, not the airlines.

## C. D. Noble Co.

NEOPHEMAS  
Bourkes, Elegants,  
Turquoisines,  
Scarlets



COCKATIELS  
Albino, Pied,  
Normal



Young Breeder  
Stock

CHUCK AND JEANNE NOBLE

(714) 646-2815

## newport pet shop

Featuring a  
Complete Line of  
the Finest  
Pet Supplies.



DOG  
GROOMING

TROPICAL  
FISH



STORE HOURS  
9 a.m. to 5:30 p.m.  
Mon. thru Sat.

(714) 223-0662

4896 Newport Ave.  
Ocean Beach, Ca. 92107

## Sutton's Place



SELECTED TOP GRADE  
BREEDING STOCK

ZEBRA FINCH  
Normal, White, Pied

COCKATIELS  
75 Hatch  
Normals, Pies, Albinos

PEACH FACE LOVEBIRDS  
75 Hatch - Normal and Pied  
Mature Breeders - Normal and Pied

NEOPHEMAS  
75 Hatch, Bourkes, Elegants, Splendids

12672 LORNA STREET  
GARDEN GROVE, CA. 92641

(714) 539-9933